


VI

Product Features

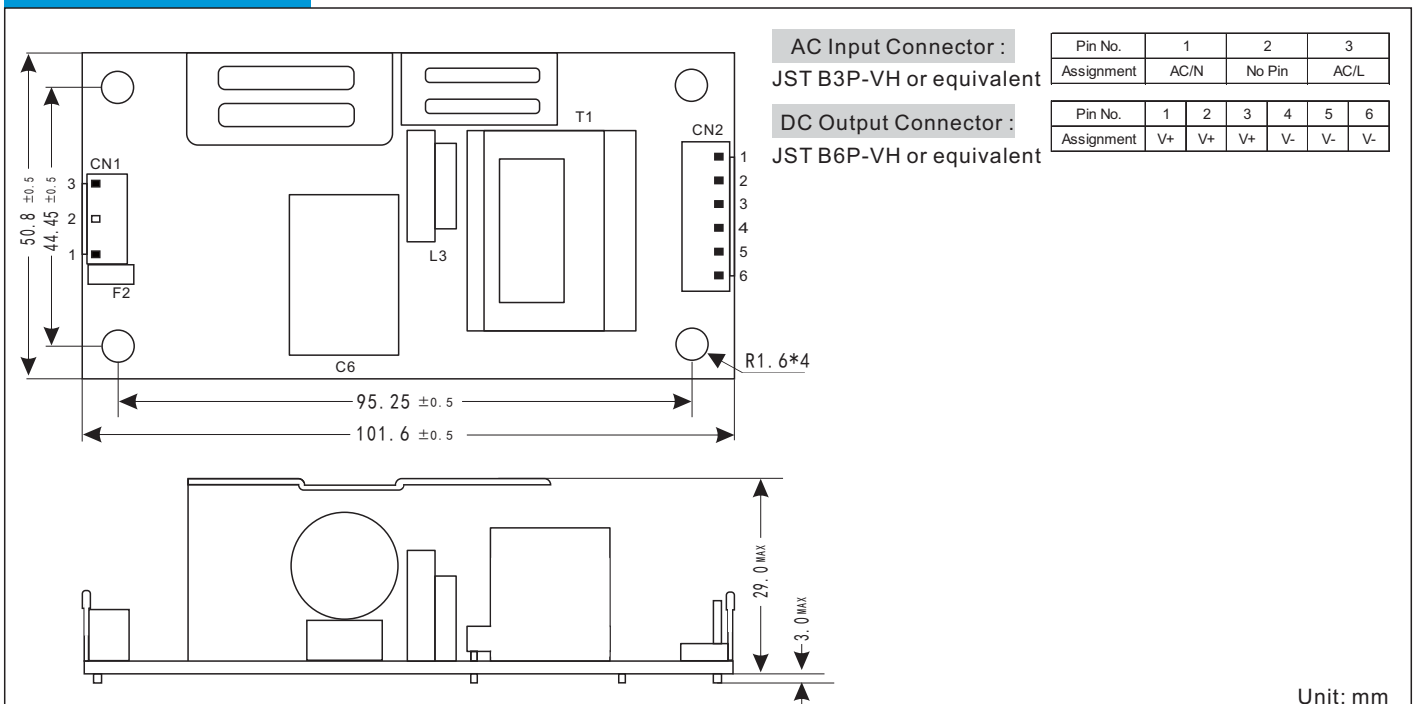
- Medical safety approvals
- 2 MOPP input to output isolation
- Touch current : $\leq 100\mu\text{A}$
- Energy efficiency level VI
- $\leq 0.21\text{W}$ standby power
- Peak Load : 150% Rated Load @ 230Vac
- Up to 5,000m operating altitude
- Adjustable resistance to adjust output voltage
- Windless design features, Natural air cooling


NEW

UES150-XXXYYYSPA-OP

Models & Parameters

Model Number	Voltage ^(*) (V)	Current (A)	Rated Power	Ripple & Noise ^(*)	Voltage Tolerance	Line & Load Regulation	Efficiency (Average)	Start Up Delay
UES150-XXXYYYSPA-OP	12.00V	0.01-11.00A	132.0W	100mVpk-pk	±5%	Line: ±1% Load: ±5%	92.0%	≤3s
	15.00V	0.01-9.00A	135.0W	100mVpk-pk			92.0%	
	18.00V	0.01-8.00A	144.0W	120mVpk-pk			93.0%	
	24.00V	0.01-6.00A	144.0W	120mVpk-pk			93.0%	
	36.00V	0.01-4.00A	144.0W	120mVpk-pk			94.0%	
	48.00V	0.01-3.12A	150.0W	120mVpk-pk			94.0%	

Mechanical Details

Notes

(*) Other options are available, please contact our sales representative for details.

(*) Measured at output connector with 20MHz bandwidth and 0.1uF ceramic in parallel with 47uF electrolytic capacitors

Input

Input Voltage Range	90-264VAC
Frequency Range	47-63Hz
Input Current	2.0A max at 100VAC
Inrush Current	120A max at 240VAC cold start
Touch Leakage Current ^(max)	≤100μA at 264VAC

Environmental

Operating Temperature	-30°C to 70°C(50°C to 70°C refer to derating curve)
Storage Temperature	-40°C to 80°C
Operating Humidity	5% to 90% RH, non-condensing
Storage Humidity	5% to 95% RH
Operating Altitude	5,000m

General

Dimensions	101.6(L)x50.8(W)x32.0(H)mm
Weight	180g
MTBF	>200,000hrs MIL-HDBK-217 at 25°C

Protection

Overload	120-200% rated output power, auto recovery
Over Voltage	120-150% rated output voltage input to reset
Short Circuit	Trip and restart (hiccup mode)

Safety Approvals

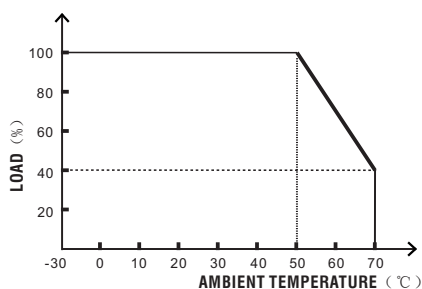
Safety Agency / Mark	Medical(meet)	ITE
CB	IEC60601-1	-
TUV-SUD-Mark	EN60601-1	-
NRTL	ANSI/AAMI ES60601-1	-

EMC

Emission	Medical	ITE
Conduction	IEC/EN60601-1-2,CISPR 11 ^(*)	-
Radiation	IEC/EN60601-1-2,CISPR 11 ^(*)	-
Harmonic Currents	EN61000-3-2, Class A	-
Voltage Flicker	EN61000-3-3	-
Immunity	IEC/EN60601-1-2	EN55035, CISPR 35
ESD	IEC61000-4-2	±15KV air, ±8KV contact
Radiated Immunity	IEC61000-4-3	10V/m ,3V/m 80MHz - 2.7GMHz
EFT/Burst	IEC61000-4-4	±2KV on AC port, ±1KV on signal ports
Surge	IEC61000-4-5	±2KV line - line ,±4KV line - earth
Conducted Immunity	IEC61000-4-6	3Vrms, 6Vrms (0.15MHz-80MHz)
Magnetic Field	IEC61000-4-8	30 A/m
Dips & Interruptions	IEC61000-4-11	0%, 70%, 0% of UT

Others

Dielectric Withstand Voltage	4000VAC input to output
Insulation Resistance	100M Ohms, 500VDC input to output

Derating Curve

Notes

(*1) Class I meets Class A, Class II meets Class B.